

## How to play DRM-free Music with RIM Blackberry

There is an increasing variety of options for purchasing music online, but also a growing thicket of confusing usage restrictions. You may be getting much less than the services promise.

Many digital music services employ digital rights management (DRM) — also known as “copy protection” — that prevents you from doing things like using the portable player of your choice or creating remixes. Forget about breaking the DRM to make traditional uses like CD burning and so forth. Breaking the DRM or distributing the tools to break DRM may expose you to liability under the Digital Millennium Copyright Act (DMCA) even if you’re not making any illegal uses.

In other words, in this brave new world of “authorized music services,” law-abiding music fans often get less for their money than they did in the old world of CDs (or at least, the world before record companies [started](#) crippling CDs with DRM, too). Unfortunately, in an effort to attract customers, these music services try to obscure the restrictions they impose on you with clever marketing.



The DRM-protected music files such as M4P from iTunes online store could NOT be played with your portable devices. This guide lets you using the software named “TuneClone” from <http://www.tuneclone.com> to convert DRM protected M4P file to unprotected MP3, so you can enjoy your music files with your BlackBerry or other mobile devices.

The BlackBerry is a wireless handheld device which supports push e-mail, mobile telephone, text messaging, internet faxing, web browsing and other wireless information services. While including the usual PDA applications (address book, calendar, to-do lists, etc.) as well as telephone

capabilities on newer models, the BlackBerry is primarily known for its ability to send and receive e-mail wherever it can access a wireless network of certain cellular phone carriers.

With the media player included on BlackBerry Pearl smartphones, the BlackBerry Curve and BlackBerry 8800 series smartphones, the fun goes with you.

- Play video and music files in vivid color and rich sound
- Plug in a stereo headset, or pair up any Bluetooth? stereo accessory
- Shuffle your songs or enjoy your favorite playlist while you reply to messages
- Watch a news or sports clip while catching the train to work

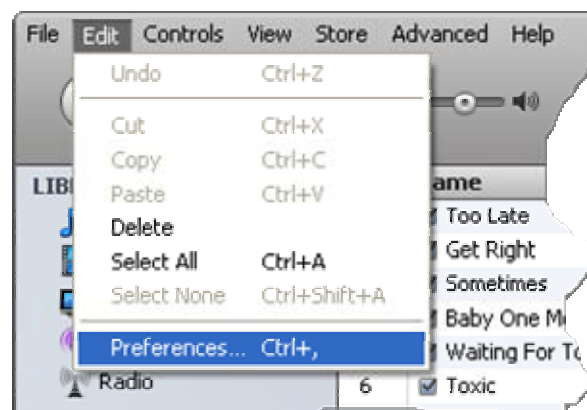
## **Step by step guide of converting iTunes M4P to unprotected MP3 files:**

- Step1. Download TuneClone from <http://www.tuneclone.com> and install it.

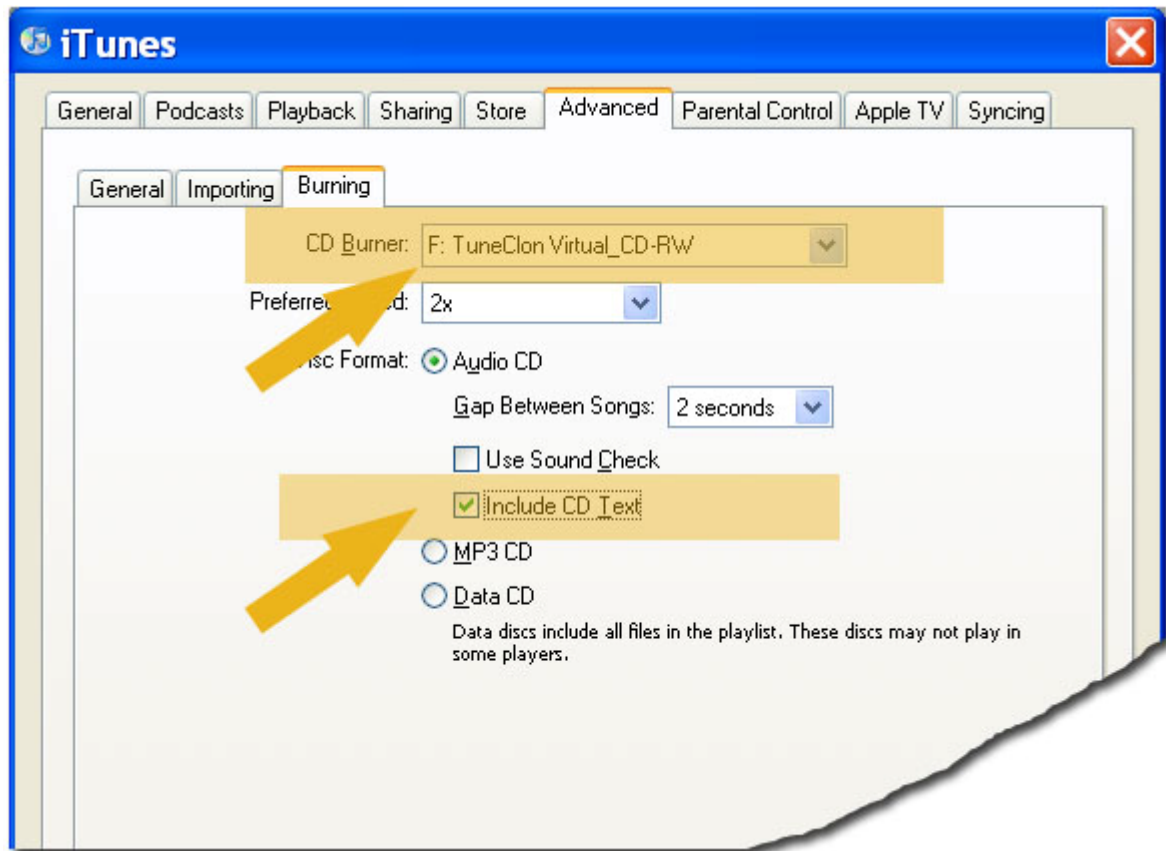
It works under Windows XP with SP2. A virtual CD Burner will be installed. This virtual CD-RW will be used to convert music files.

- step2. Set the default CD Burner to "TuneClon CD-RW" at iTunes.

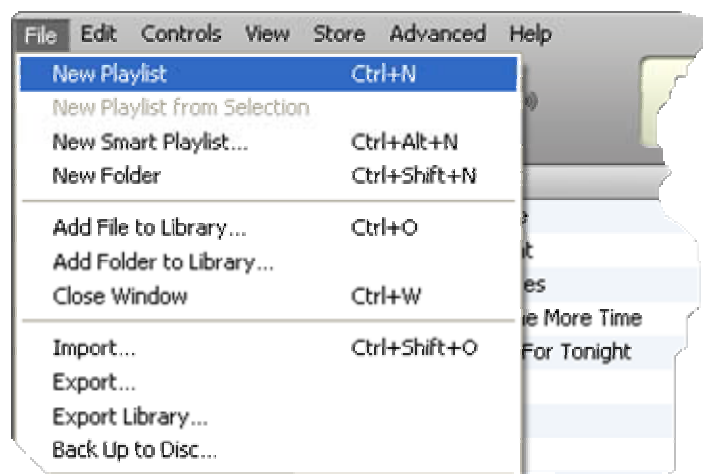
Click menu "Edit" and select menu item "Preferences..." and select "Advanced" Tab.



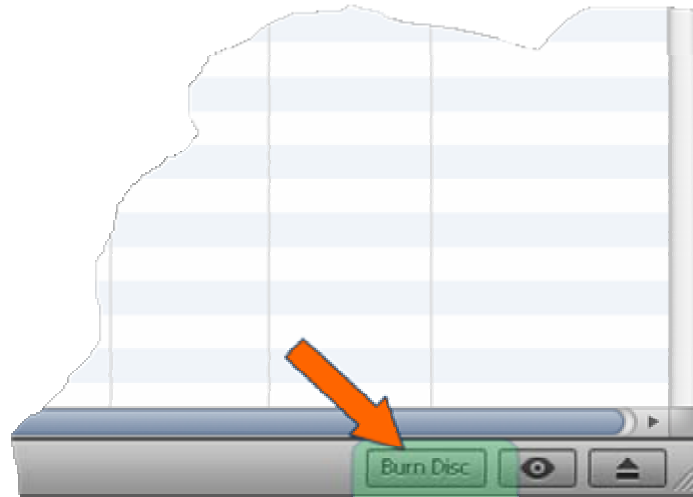
In order to keep the song's artist and title information, it should also check the "Include CD Text" option.



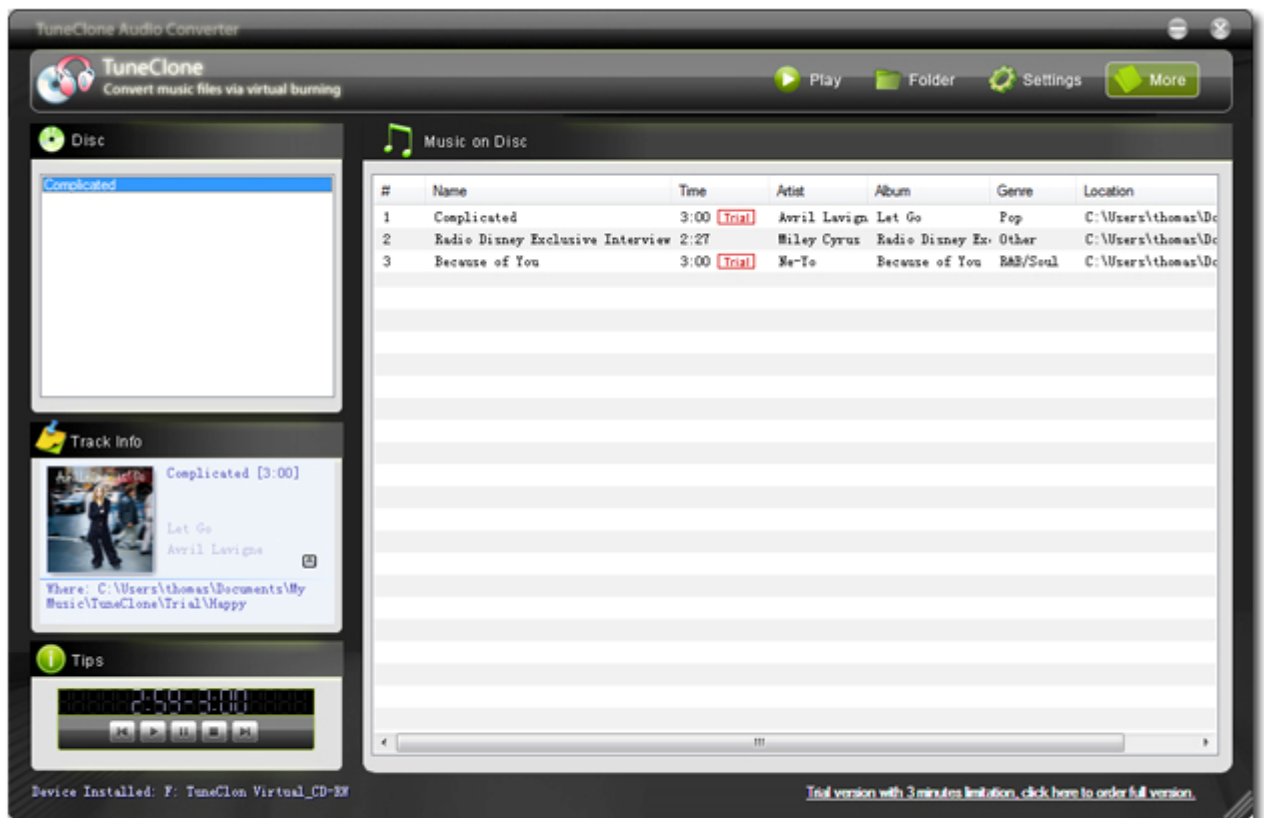
- Step 3. Create a playlist then add the files you want to convert into the playlist.



- Step 4. Click "Burn Disc" button at the right-bottom of the main screen of iTunes.



While the burning started, TuneClone will automatically convert the music file to MP3, WMA or WAV, you can open the manager screen to show all the converted music files.



The most important step is to choose the cd burner, then the software can convert automatically. It is especially easy when you want to batch convert lots of files.

### **Main features of TuneClone M4P to MP3 Converter include:**

- Very easy to use and install; Fast and CD quality
- Use internal burning features of iTunes, Media Player, Real Player, Napster to convert any protected or unprotected music to Virtual CD-R.
- Converts purchased songs for use with iPod, any other MP3 player, mobile phone or PC
- Preserves ID3 tags for artist, album, title names etc.
- Batch mode for converting or unprotecting large song collections
- Super fast conversion: Only needs 20 seconds for a four minutes song

References:

<http://www.eff.org/pages/customer-always-wrong-users-guide-drm-online-music>

<http://www.tuneclone.com>